

## A Review on Contribution of Big data over social media

RubalSood,  
Student, Department of Computer Science,  
Sri Sai University ,  
Palampur Himachal Pradesh, India  
rubalsood@gmail.com

Rahul Mahajan  
Assistant professorin Department of Computer  
Science  
Sri Sai University ,  
Palampur Himachal Pradesh, India  
rmahajan19@gmail.com

### ABSTRACT

The phenomenon of Big Data refers to the exponential growth in the volume of data available in digital form as well as in business on the internet. This is a set of technologies and algorithms to sort in real time a considerable amount of data on the Web, and to identify more subtle user behavior. Each individual involved in this phenomenon by dispersing data on their actions accumulated by social networks, applications, mobile or connected objects. The increment in information accumulation over the socialnetwork has increment from a modest KB to PB. This data collection has no positive mass for memory requestforstorage. The current graphs from various sites showgreat variations for data collection. So we can't stick to one particular technique to resolve the data storage issue. We need to compress on various level. In this paper, I am clarifying different progressing pattern for Big-data handling over the Social networks.

**Keywords:***Big data, volume, velocity, variety, veracity, social media, Hadoop and Map Reduce. Hive ,pig, Flume.*

### I.INTRODUCTION

Big Data is becoming a hot topic in many areas where datasets are so large that they can no longer be handled effectively or even completely On the other hand put in an unexpected way, any undertaking which is similarly simple to execute when working on a little however significant arrangement of information, yet gets to be unmanageable when managing the same issue with a huge dataset can be delegated a Big Data issue. Run of the mill issues experienced when managing Big Data incorporate catch, stockpiling, scattering, pursuit, investigation and perception. The customary information concentrated sciences, for example, stargazing, high vitality physical science, meteorology, and genomics, organic and ecological research in which peta- and exabytes of information

are produced  
are regular area  
samples..

Facebook

,twitter, Google+,Flicker etc. are the companies which needs to handle the Big-Data and are using various techniques to handle this issue. There is a considerable measure of information gather by Client-Side consistently.

1.Google forms data from numerous sources in Petabyte (PB); Facebook produces log data of around 10 PB every month, numerous organizations forms data of many PB or TB for on-line corporate greed per day.

2. Recently headway in innovation makes it exceptionally basic in raising the information or data. For instance about on anormal, seventy two hours of features are transferred to You Tube in every last moment. Thus, the primary test is of gathering and getting right data from generally dispersed data.

3. Twitter-a vast long range informal communication site tuned towards snappy correspondence. more than one hundred forty million dynamic clients distribute more than four hundred million 140- character "Tweets" daily.

Big data is typically broken down by four characteristics:

**Volume:** -(How much data) Big-data infers to the plenitude sum of data. Consistently on Social Media, monstrous information is made which can be seen as one of the sample of the volume of Big-data.

□**Variety:** -(How fast that data is processed)Big-data alludes to the Structured, Unstructured and Semi-Structured data. While interfacing online information comes in different structures like email, photographs, features, PDFs, sound, Video and so forth. The capacity of this sort of information is of incredible concern.

□**Velocity:**- (The various types of data)it ensures the flow of information from different sources like business

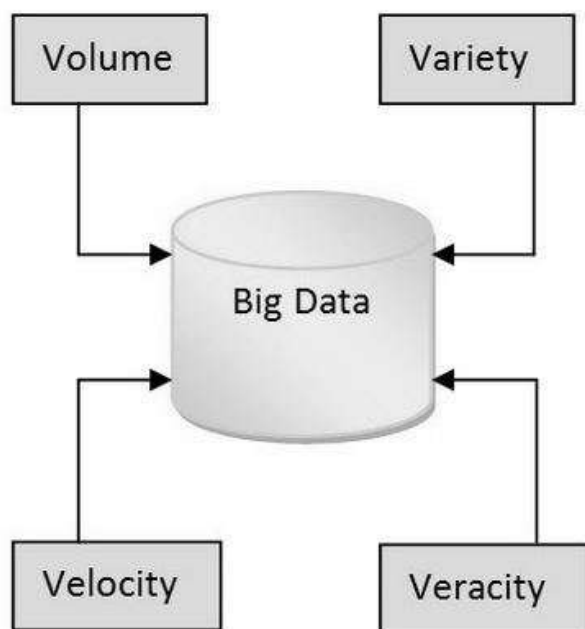


© IJRPS International Journal for Research Publication & Seminar



procedures, systems, human communication in online networking and so forth. The information stream is the consistent procedure

□ **Veracity**:- Veracity of Big-data is the noise present in the data. The information which is decided for mining, storage and analysis ought to be free from noise or we can say that it ought to be important in nature.



## II. BIG DATA HISTORY:

The story of how data became big starts many years before the current buzz around big data. Effectively seventy years prior we experience the first endeavors to evaluate the development rate in the volume of information or what has famously been known as the "data blast" (a term initially utilized as a part of 1941, as indicated by the Oxford English Dictionary). The accompanying are the real points of reference in the historical backdrop of estimating information volumes in addition to other "firsts" in the advancement of the thought of "enormous information" and perceptions relating to information or data blast. Thus, history of big data (huge information) will be roughly split into the subsequent stages:

**Megabyte to Gigabyte:** In the 1970s and 1980s, recorded business information presented the soonest "big-data" challenge in moving from megabyte to gigabyte sizes. The critical need at that time was to house

that data and run social inquiries for business examinations and reporting. Research endeavors were made to conceive the "database machine" that highlighted coordinated equipment and programming to take care of issues. The hidden rationality was that such incorporation would give better execution at lower expense. After a time of time, it turned out to be clear that equipment specific database machines couldn't keep pace with the advancement of universally useful PCs. Therefore, the relative database frameworks are delicate product frameworks that force couple of imperatives on equipment what's more, can keep running on universally useful PCs.

**Gigabyte to Terabyte:** In the late 1980s, the promotion of advanced innovation created data volumes to extend to a few gigabytes or even a terabyte, which is past the storage and handling limit of an individual vast PC framework. Data parallelization was proposed to broaden storage capacities and to enhance execution by dispersing information furthermore, related undertakings, for example, building files and assessing questions, into divergent equipment. In light of this thought, a few sorts of parallel databases were assembled, including shared memory databases, shared-circle databases, and shared-nothing databases, all as impelled by the hidden equipment structural engineering. Of the three sorts of databases, the shared nothing structural engineering, based on an intricate bunch of single machines - each with its own processor, memory and circle has seen awesome achievement. Indeed, even in the previous couple of years, we have seen the blossoming of marketed results of this sort, for example, Teradata, Netezza, Aster Data, Greenplum, and Vertica. These frameworks abuse a social information model and explanatory social inquiry dialects, and they investigated the utilization of gap and- prevail parallelism to segment information for capacity.

**Terabyte to Petabyte:** During the late 1990s, when the database group was appreciating its completed assignment on the parallel database, the quick advancement of Web 1.0 drove the entire world into the Internet time, alongside enormous semistructured or unstructured site pages holding terabytes or petabytes (PBs) of information. The subsequent requirement for hunt organizations was to file and inquiry the mushrooming substance of the web. Lamentably, albeit parallel databases handle organized data well, they give little backing to unstructured data. Moreover, frameworks



capacities were constrained to not exactly a few terabytes.

NoSQL databases, which are scheme-free, quick, exceptionally versatile, and solid, started to rise to handle these information. In Jan. 2007, Jim Gray, a database programming pioneer, alluded the shift as the fourth model. He conjointly contended that just advancement of new figuring devices has the capacity do the different operations, for example, oversee, picture and dissect the hugely made data.

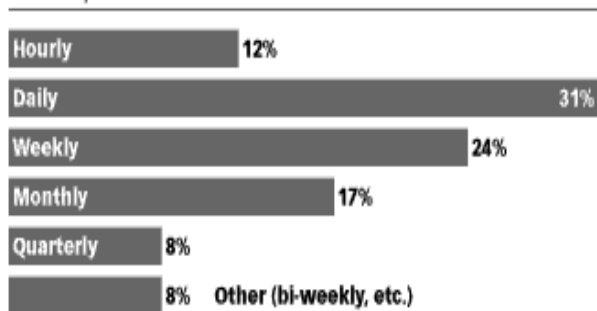
**Petabyte to Exabyte:** Under current development trends, data stored and analyzed by big companies will undoubtedly reach the PB to Exabyte magnitude soon. However, current technology still handles terabyte to PB data; there has been no revolutionary technology developed to cope with larger datasets. In 2011 the McKinsey report on Big Data: The next frontier for innovation, competition, and productivity, states that in 2018 the USA alone will face a shortage of 140,000 – 190,000 data scientist as well as 1.5 million data managers. This attempt means to encourage the advancement of cutting edge information administration and investigation systems.

### III. LITERATURE REVIEW

The data collected over social network shows no particular graph for everyday data collection. So there is a need to group the information gathered over the informal organization on the premise of size.

#### Frequency with Which Companies Would Like to Collect Web Data/Content\* According to US Data Aggregation Managers, Sep 2011

% of respondents



Note: among respondents using web-based data and content; \*types of content that they are not currently monitoring  
 Source: Connotate, "Big Data Attitudes and Perceptions Survey," Dec 14, 2011

135450

www.eMarketer.com

Fig 2:- Big- data collected by US marketers, Sep 2011.

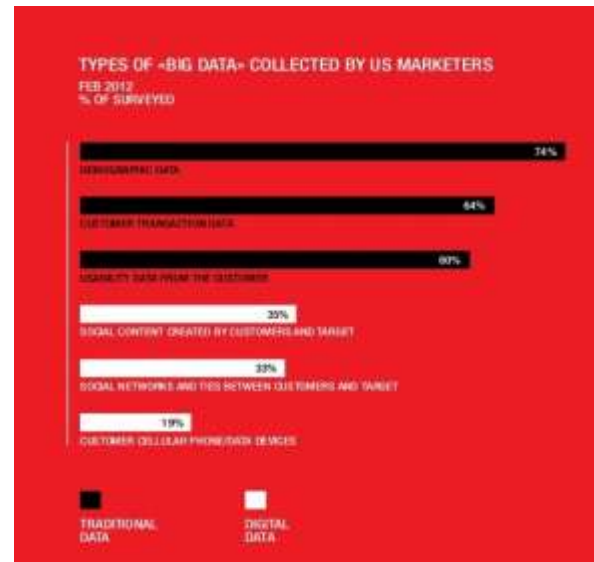


Fig 3:- Big- data collected by US marketers, Feb 2012.

In 2010, Google's Eric Schmidt broadly expressed that: "like clockwork we now make as much data as we did from the beginning of progress up till 2003". Big-data is the enormous measure of information which is made consistently by a solitary snap of the client. This information is utilized to concentrate important data for the better bits of knowledge of open segments, private parts and customers. As expressed by IBM, 2.5 quintillion bytes of information is made by the client each and every day, which alludes to that the greater part of information which is promptly accessible, is made in the most recent 2 years. This measure of information is enormous in nature. All the photos, smileys, posts, features, preferences, remarks and so forth goes under 2.5 quintillion bytes of information every single day.

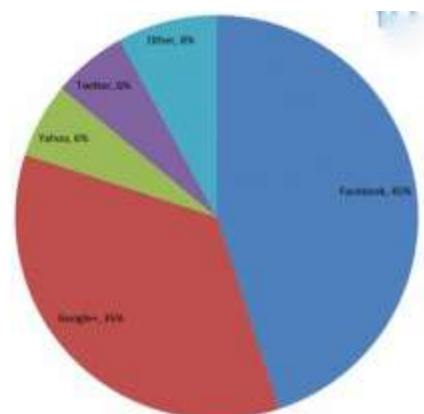


Fig 4:- Social Network Account people Use To Login to Other Sites across the Web

#### On the importance of compressing data:

**File compression Technique:**File compression is commonly used when sending a file from one computer to another over a connection that has limited bandwidth. File system compression takes a sensibly basic way to deal with diminish the capacity space by straightforwardly applying the pressure to each and each record as it is composed to the plate. That is the reason in this idea we utilize little and basic pressure apparatuses like DiskDoubler furthermore, SuperStor Pro.

**Storage array compression:**Storage vendors have been slow to implement compression directly into their products because it is technically difficult to implement it at the block level below the file system. Sun Microsystems did just that when it integrated the server, SAN fabric and storage into a single system, the Sun Fire x4500. This server comes with ZFS installed and has loads of internal storage

**NAS compression appliances:**If client uses NAS storage and complains that it doesn't support compression natively, look to the Storwize STN-6000p series. Install the appliance between the storage device and the network, and it will do on-the-fly lossless and transparent storage compression. Improving the NAS storage capacity by 300% should provide a quick ROI.

**Backup storage compression:**As old as record framework pressure is tape equipment pressure. Its commonplace to the point that tape media makers rundown packed limits in their promoting materials. Tape equipment pressure is useful for a couple reasons: It doesn't ease things off, is incorporated on every advanced commute sort and ordinarily gives pressure proportions of better than 2:1. Virtual tape libraries (VTLs) likewise bolster pressure, however not all VTL pressure is made equivalent: Several VTL producers still utilize programming pressure, which eases off the compose speeds.

**Data deduplication:**At the season of composing, a Google inquiry creates more than 600,000 pages of data about deduplication. The idea is generally new, and the interest is high. Information deduplication comes in two structures: source-based and target-based. Source-based

deduplication is taken care of at the customer by items, for example, Symantec Puredisk and EMC Avamar. Target-based deduplication happens at the capacity gadget in VTLs and NAS stockpiling exhibits like Data Domain, EMC DL3D, Diligent ProtectTIER, Sepaton S2100and Quantum DXi arrangement.

#### IV. TECHNOLOGY USED:

Big data and its analysis are at the center of modern science and business. These data are generated from online transactions, emails, videos, audios, images, click streams, logs, posts, search queries, health records, social networking interactions, science data, sensors and mobile phones and their applications. In the present Situation, Big-data plays a very vital part in digitized world... Big-data is only broad measure of information which is developing every single second quickly. This enormous data can't be put away utilizing customary methodologies; along these lines it requests another path for its storage. Hadoop is a tool through which we store Big-data. It is an open source framework (freely accessible) with extra element of adaptability and adaptation to non-critical failure for information stockpiling and handling. It utilizes HDFS (Hadoop Distributed File System) for capacity of information from dispersed sources crosswise over bunch of PCs. These bunch of PCs are usually alluded to as Data Nodes. Map Reduce is the programming interface model for Hadoop. It is in charge of booking, observing and allocating employments to information hubs. The work process administration of Hadoop is done by Apache Oozie.

#### V. CONCLUSION:

In this article, an overview of managing big-data on social –media. The discussed techniques are par excellence for the present scenario. The ideas implemented here are being practically used in the companies and banks in direct or indirect way. However, in the period of online way of life, there is dependably a plausibility of expansion information stockpiling prerequisite. Along these lines, there will be dependably another thought for new necessities for Big-Data storage.

#### VI. REFERENCES:

[1]Min Chen·ShiwenMao·Yunhao Liu, Big Data: A Survey© SpringerScience+Business Media New York. online: 22 January 2014



- [2] V. Borkar, M. J. Carey, and C. Li, „„Inside big data management: Ogres, onions, or parfaits?“,“ in Proc. 15th Int. Conf. Extending Database Technol., 2012, pp. 3–14.
- [3] Shamanth Kumar Fred MorstatterHuanLiu, Twitter Data Analytics, , August 19, 2013 Springer.
- [4] <https://blog.twitter.com/2012/twitter-turns-six>.
- [5] Kevin Normandeau, Beyond volume variety and velocity is the issue of Big-data veracity, September 12, 2013.
- [6] Bikram K.Singh, Big-data annd its use in social marketing, Nov 27, 2014.
- [7] Brian Peterson, Top five data storage compression methods, July 2008.
- [8] V. R. Borkar, M. J. Carey, and C. Li, „„Big data platforms: What’s next?“,“ XRDS, Crossroads, ACM Mag. Students, vol. 19, no. 1, pp. 44–49, 2012.
- [9] Mayer-Schönberger V, Cukier K, Big data: a revolution that will transform how we live, work, and think. Eamon Dolan/Houghton MifflinHarcourt, 2013
- [10] D. Dewitt and J. Gray, „„Parallel database systems: The future of high performance database systems,“,“ Commun. ACM, vol. 35, no. 6, pp. 85–98, 1992.
- [11] Teradata. Teradata, Dayton, OH, USA [Online]. Available: <http://www.teradata.com/>, 2014
- [12] Netezza. Netezza, Marlborough, MA, USA [Online]. Available: <http://www-01.ibm.com/software/data/netezza>, 2013
- [13] Aster Data. ADATA, Beijing, China [Online]. Available: <http://www.asterdata.com/>, 2013
- [14] Greenplum. Greenplum, San Mateo, CA, USA [Online]. Available: <http://www.greenplum.com/>, 2013
- [15] Vertica [Online]. Available: <http://www.vertica.com/>, 2013
- [16] S. Ghemawat, H. Gobioff, and S.-T. Leung, „„The Google file system,“,“ in Proc. 19th ACM Symp. Operating Syst. Principles, 2003, pp. 29–43.
- [17] T. Hey, S. Tansley, and K. Tolle, The Fourth Paradigm: Data-Intensive Scientific Discovery. Cambridge, MA, USA: Microsoft Res., 2009.
- [18] J. Dean and S. Ghemawat, „„Mapreduce: Simplified data processing on large clusters,“,“ Commun. ACM, vol. 51, no. 1, pp. 107–113, 2008

