

Transformer protection employing an Adaptable Differential Relay with Fuzzy Logic Code in a Digital Signal Controller

Ms. Shitole Smita C.
GHRIET, Wagholi
Pune, India

Dr. Korde Pragati.N.
GHRIET, Wagholi
Pune, India

Abstract- A variety of concerns on the motor may result in the detachment of a large member of the force frame. Mill failures are considered as egregious in light of the high essential and voluntary present situations. To successfully determine the inadequacy on a motor, numerous ways have been devised. Regardless, the technique presented in this research is based on fuzzy explanation. The abecedarian parameters of this technique are the essential and voluntary overflowing of the motor framework. The Fuzzy frame, which is shaped with the ultimate goal of motor insurance in mind, employs the standard of discriminational motor security. The new fashion has been thoroughly tested in MATLAB programming as well as on outfit layout.

Keywords— Fuzzy Logic, Transformer protection, digitalSignal

I. INTRODUCTION

One of the main gadgets in the power outline is the engine. There are a few plans accessible to shield power plants (1). We're overseeing moves in the recommended plot dependent on overcurrent and temperature. In power materials, the engine is an expensive and simple stuff. Following that, car security is a considerable undertaking. Factories are utilized in an assortment of undertakings, going from little turning plants to huge hardware. As the populace develops, so does the style capacity for electrical power materials. Power cargo supplements are sought after because of expansion. Overburdening affects engine capability and security. The scattering engine is stammering in light of the fact that to warmover-trouble. Controlling overcurrent staggering of the engine is basic to forestalling engine harm (2).

Plants are utilized in an assortment of shadings, sizes, and affiliations. A power engine fills in as a vehicle for associating two varying voltage conditions. Subsequently, the headway of its effort is basic for keeping up with the obligation of its ability power.

A. Transformer Protection Schemes

The sort of confirmation for factories is subject to the working and meaning of the engine. Plants are unnaturally shielded from overburdening and accusing. To lessen the danger of dissatisfaction, the length of partition ought to be diminished while unraveling the ineluctable fix. Any widely inclusive effort of the, for instance, over-weights and faults, may diminish the

existence of the engine; subsequently, speedier restriction should be presented under similar circumstances. Distinctive engine confirmation plans incorporate:

- overcurrent insurance
- integrated protection
- Differential current protection,
- over excitation protection
- Overvoltage protection.

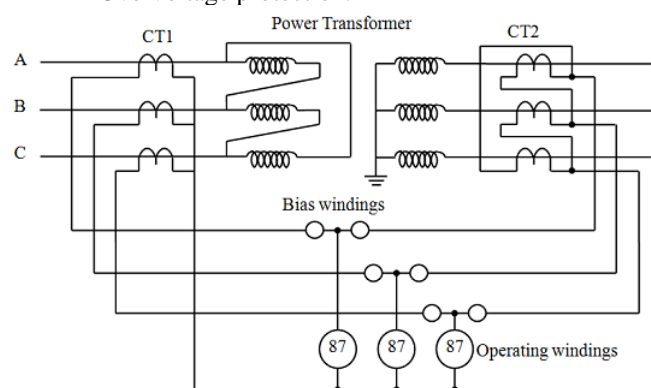


Fig. 1 Differential Protection Scheme

II. RELETED WORK

Power plants are a major piece of equipment in the current power structure, and they accept a huge part in the power system association. There is a basic interest for power motor protected exchanges; this consolidates the essential for commitment related with no mal movement and security. Associated with a short issue cleaning time (1). Isolation moves are at this point utilized in careful structures for dependable working. Since the hand-off should not work without an accused state, for instance, movement streams, it should simply work inside seeing a faulty condition. Should be useful when attainable. Enormous industrial facility security has been truly hard for confirmation cerebrums. Likewise, perceiving an inside dissatisfaction and a beguiling movement current has been a critical concern and a problematic issue in power motor affirmation. Since charming change streams have a higher choice genial part than inward issues, standard motor security methods are planned to restrict during movement. It might be a direct result of achromatism of CTs, resemblant capacitances, or dissipated capacitances of broad EHV transmission lines associated with a motor. A couple of assessments have been

coordinated to explore the charming change back and forth movement in three and single stage power plants. It was observed that trading movement current is affected by parts, for instance, the depiction of interfacing the capacity to the power motor, the waiting change, the kind of winding affiliations, focus sorts, and cargo credits (3). The proposed structure in (4) relies upon a model difference in voltage and current waveforms. The deterrents of these systems consolidate the need for a voltage motor and a worked on defensive estimation, which raises the calculation cost. Another system reliant upon the length of discrete current waveforms remaining around zero is the functioning measures (5). The inconvenience of these estimation bundles is deferred weakness revelation. Current music are utilized as commitments to set up the association and Fuzzy Sense (6) in habits commensurate to neural associations and fleecy sense isolating (7). The issue with these techniques is that rules ought to be illustrated for each circumstance according to a feathery viewpoint, which requires endless planning limits (8). The multi-rules gathering technique subject to feathery sense has been used in the accompanying strategy (9). Wavelet grounded signal taking care of procedures have actually emerged as a principal gadget for taking apart power structure blast and point birth. In express undertakings, waves may be used to analyze and portray electromagnetic wanderers (10), issue unmistakable evidence (11), data pressure (12), and power quality (13), which is another splendid new development. With the consistent trial of power motor affirmation reliant upon sea Transfigure, defending endeavors have been considered.

III. PROPOSED SYSTEM

The Fuzzy Sense outline is utilized to deal with information imprecision without causing information misfortune during handling and to evaluate the deformation condition more unequivocally than exemplary discriminational protection outlines (3, 4). Figure 2 portrays a square guide.

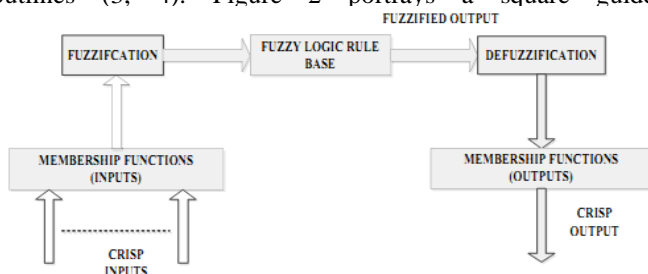


Fig.2 Block diagram for fuzzy logic

Undertakings to be finished The methodology's three halls are fuzzification, handling, and defuzzification.

Enrollment capacities are portrayed as the division of data sources into isolated degrees. The enlistment limit may be trapezoidal, three-sided, or Gaussian.

Taking care of - Fuzzy clarification requires guidelines for taking care of support works to give a yield. The principles are built so that they consider the two advantages dependent on enlistment capacities to offer the weighted yield.

The defuzzification-The yield of the Fuzzy clarification is in like manner fuzzified. It's defuzzified to offer a new induction with the utilization of beautiful strategies like centroid or singleton. The centroid strategy is utilized by the Mamdani FLC.

A. Block diagram of simulation model

A three-stage transformer framework was reenacted in MATLAB programming, as displayed in Fig. 4. The evaluations for the different parts used are as per the following. Transformer rating: 3 stage, 100 VA, 415V/24V, 50 Hz; three-stage supply – 415 V; three-stage load – 55 Watt.

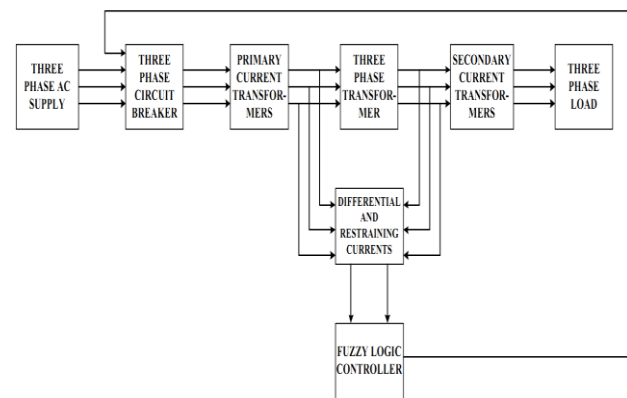


Fig.4. Block Diagram of the proposed system

The CTs were utilized to decide the discriminative current and restricting current. The yield of the restricting current and discriminative current assessing textures was shipped off the Fuzzy clarification regulator, which brought about another yield of 0 or 1. The FLC's enlistment basics highlighted different rungs of segregation just as flood the executives. Common current, voltage, and temperature waveforms are displayed in Figures 5, 7, and 9. The discriminative and controlling spilling over of the previously mentioned standards are surrendered.



IV. RESULTS

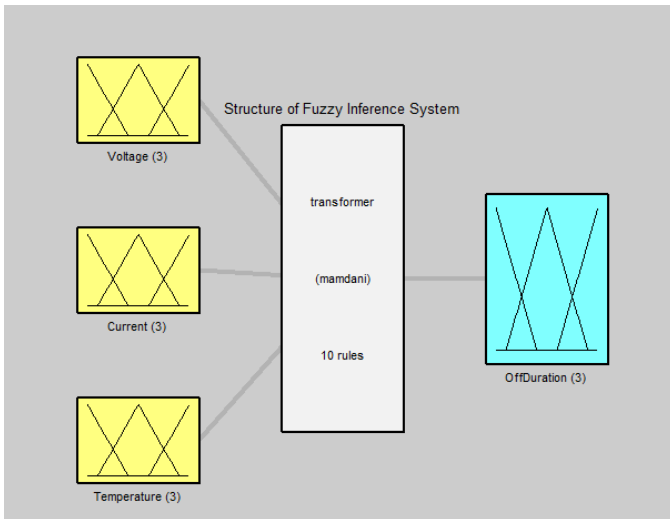


Fig. 4 Fuzzy System

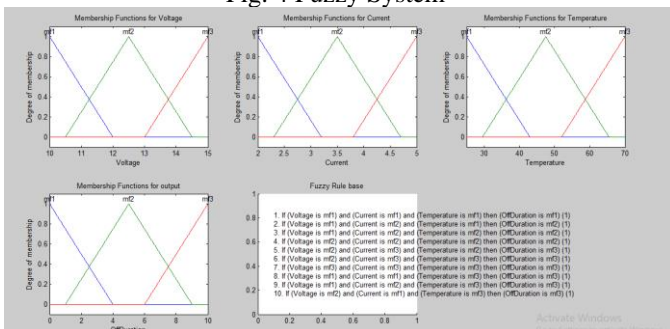


Fig 5 Off duration time Showing Curves on Fuzzy Logic

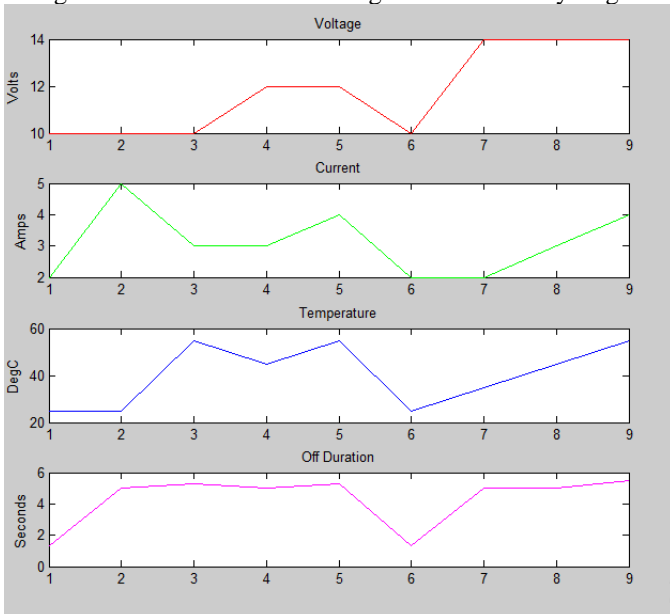


Fig 6 Input Output base on Fuzzy Logic

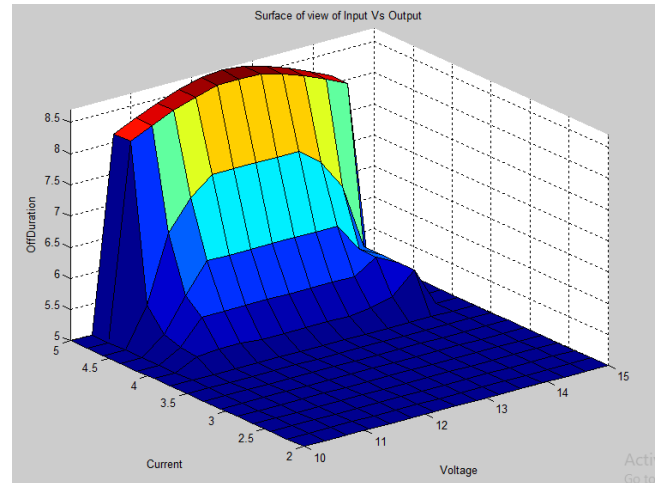


Fig. 7 Surface View of input and output

For regular current, the FLC returned a value of 0 or NO TRIP, and for defect condition, a result of 1 or TRIP.

V. CONCLUSION

A Fuzzy clarification-based hand-off for power engine confirmation in a transmission outline is as of now being planned. This plan was tried on a veritable engine outline utilizing legitimate information and MATLAB/SIMULINK programming. It could separate between incorporating inrush current, accusing transition of freight, three-stage to a ground deficiency at the heaped engine, and Phase A to the ground outside inadequacy at the heaped engine. The shortage has been shown in engine textures with every possible composite; in this way, the significance of the Fuzzy enlistment limits catching the different composites.

REFERENCES

- [1] Y. G. Paithankar and S. R. Bhide, "Fundamentals of Power System Protection," Prentice – Hall of India Private Limited, 2003.
- [2] Myong-Chul Shin, ChuWon Park, and Jong-Hyung Kim, "Fuzzy logic based Relaying for Large Power Transformer Protection", IEEE transactions on Power Delivery, Vol.18, No.3, July 2003.
- [3] Ahmed Abdulkader Aziz, Prof. Dr. Abduladhem, Dr. Abbas H. Abbas Abdulkareem Ali, "Power Transformer Protection by Using Fuzzy Logic", Iraq J. Electrical and Electronic Engineering Vol.5, No.1, 2009.
- [4] Zhang Liu, Xu Aoran, Liu Li and Zhao Yi, "Inrush Current on Transformer Differential Protection Affect the Analysis and Discussion," China International Conference on Electricity Distribution, September 2012.
- [5] Madhura S. Deshmukh and V. T. Barhate, "Transformer Protection by Distinguishing Inrush and Fault Current with Harmonic Analysis Using Fuzzy Logic", IEEE International Conference on Intelligent Computing and Control Systems ICCCSS 2017 978-1-5386-2745-7/17/\$31.00 ©2017.
- [6] [6] Wiszniewski A. and Kasztenny B, "A multi-criteria differential transformer relay based on fuzzy logic," IEEE Trans. Power Delivery, vol.10, pp. 1786–1792, Oct. 1995.



- [7] [M.C.Shin, C.W.Park, and J.H.Kim, "Fuzzy logic-based for large power transformer protection," IEEE Trans. Power Del., 18, (3), pp.718–724,2003.
- [8] M.E.HamehaneGolshan, M.Saghaian-nejad, A.Saha, Anejad, Saha and H.Samet, "A new method for recognizing internal faults from inrush current conditions in digital differential protection of power transformer,"Elect. Power Syst. Res., vol 71, pp. 61–67,2004.
- [9] B.Kasztenny, E.Rosolowski, M.M.Saha, and B.Hillstrom, "A self organizing fuzzy logic based protective relay-an application to power transformer protection," IEEE Trans. Power Del., vol 12, no.3, pp.1119–1127,1997.
- [10] Y.Hong and W.CWang, "Switching detection/classification using discrete wavelet transform and self-organizing mapping network," IEEE Trans. Power Del., vol 20, no.2, pp.1662–1668,2005.
- [11] P.Daponte, M.D.Penta, and G.Mercurio, "Transient meter: A distributed measurement system for power quality monitoring," IEEE Trans. Power Del., vol 19, (2), pp. 456–463,2004.
- [12] M.V. Ribeiro, J.M.T.Romano, and C.A.Duque, "An improved method for signal processing and compression in power quality evaluation,"IEEE Trans. Power del., vol 19, (2), pp. 464–471,2004.
- [13] T.M.Lai, L.A.Snider, E.Lo, and D.Sutanto "High-impedance fault detection using discrete wavelet transform and frequency range and RMS conversion," IEEE Trans. Power Del., vol 20,(1),pp. 397–407,2005
- [14] H.Mortazavi, H. and H. Khorashadi-Zadeh H "A new inrush restraint algorithm for transformer differential relay using wavelet transform," in Proceedings of Int. Conf. Power System Technology-Powercon, Singapore, Nov.21–24, 2004, pp. 1705–1709.
- [15] M.M.Eissa, "A novel digital directional transformer protection technique based on wavelet packet," IEEE Trans. Power Del., vol 20, (3), pp.1830–1836,2005.